

Annual Harvest Summary of the Napane Community Food Bank Garden 2024 (2010-2024)



2024 Highlights:

53 bushels of 15 types of various vegetables

44 cabbages, 30 squash, 85 garlic and 238 rhubarb



Plot #1 2010-2014 image taken 2011 July



Plot #2 2015-2017 image taken 2015 Sept



Plot #3 2018-2021 image taken 2020 May

Page 2 is satellite imagery of the Garden Plot over the years since 2010

Page 3 is the text summary

Page 4 is the master spreadsheet transcribed by logbook dates.

Page 5 is the spreadsheet sorted by crop alphabetically.

Page 6 is the master Year to Year comparison of harvest, along with garden sizes

Page 7 is the summary of temperature and rainfall

Pages 8 and 9 are graphs of year to year total bushels and individual count items

Pages 10 and 11 are year to year graphs of temperature and rainfall

Annual Harvest Summary of the Napanee Community Food Bank Garden 2024

2023 Note: the data logbook was lost in 2023. All else being equal, we will use 2022 numbers as an estimated amount as the garden size and type and amount of plants was approximately the same.

2023 ESTIMATED Highlights: 65 bushels of 16 types of various vegetables, 66 cabbages, 25 squash, and 148 rhubarb

2024 Note: The Data Process: Raw harvest data is transcribed from the logbook onsite into an excel spreadsheet. Quantities are converted from all kinds of measurements (litre, quarts, #, bunches, gal, etc) into a standard bushel, with 0.25 being the smallest quantity used. Small amounts are looked at over each week period and tallied up. Cabbages, squash, garlic and rhubarb are counted as individual items. Consistency from year to year is a high priority in the data transcription.

We have added in local (as local as possible) weather information including average temperatures, rainfall and frost dates.

This year 2024 shows three new initiatives: garlic has been planted, the harvest season has extended from 19 weeks to 23 weeks, and some of the produce was entered into the L&A Agricultural Fair, winning 11 prizes.

Completed: 2024 November24

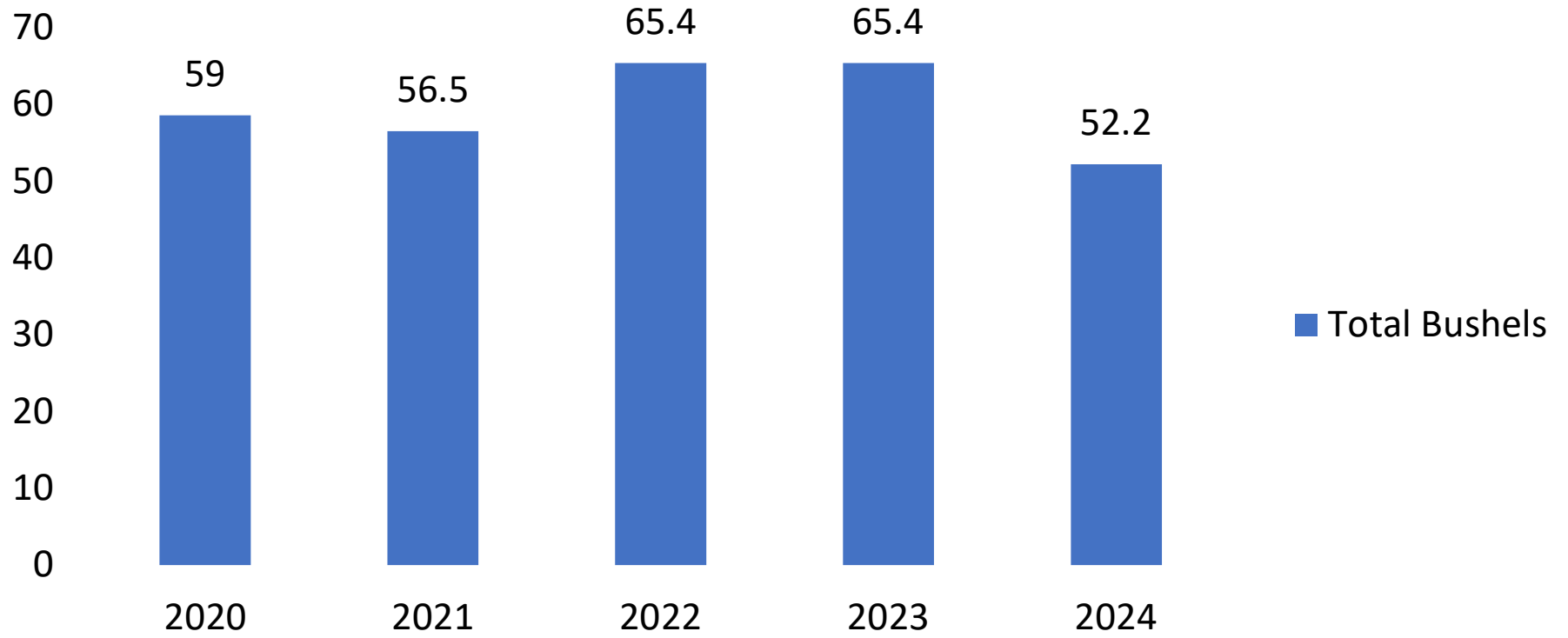
by Kevin Kell -Starlight Cascade Gardens & Observatories

starlightcascade.ca

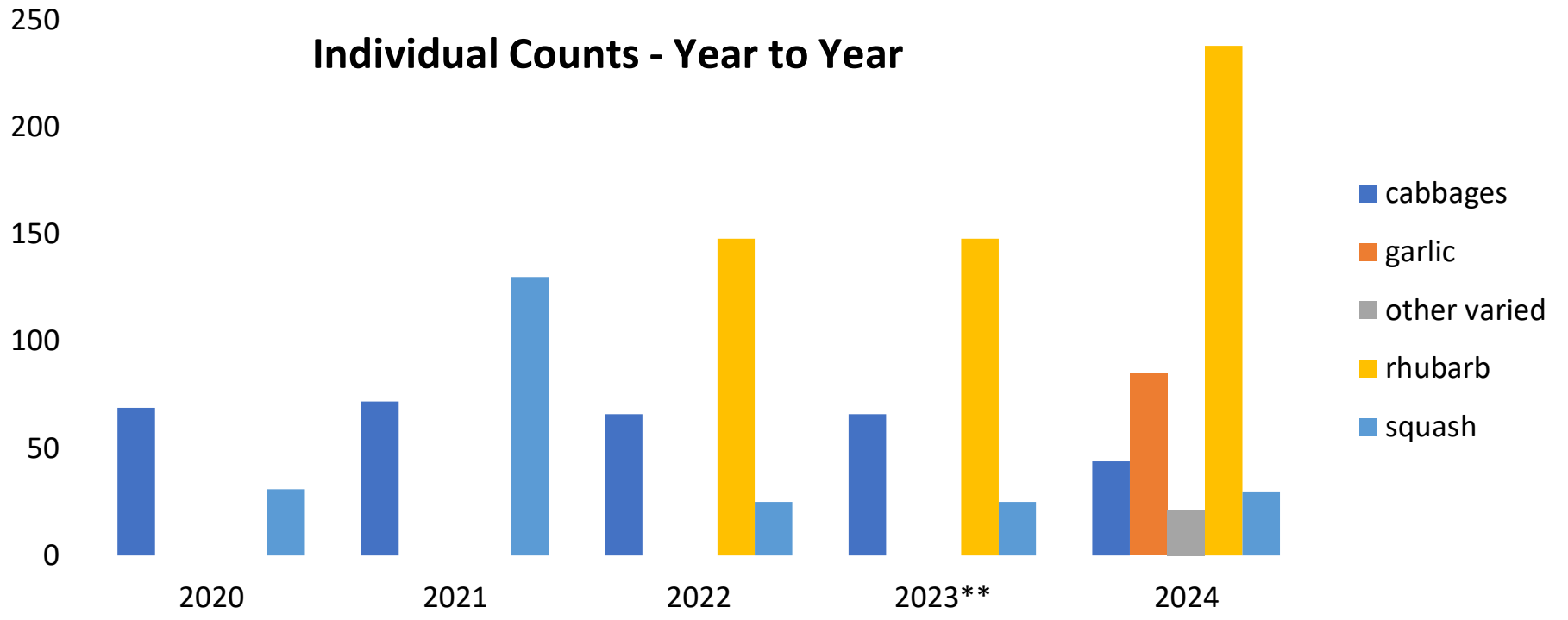
2024 Annual Harvest Summary

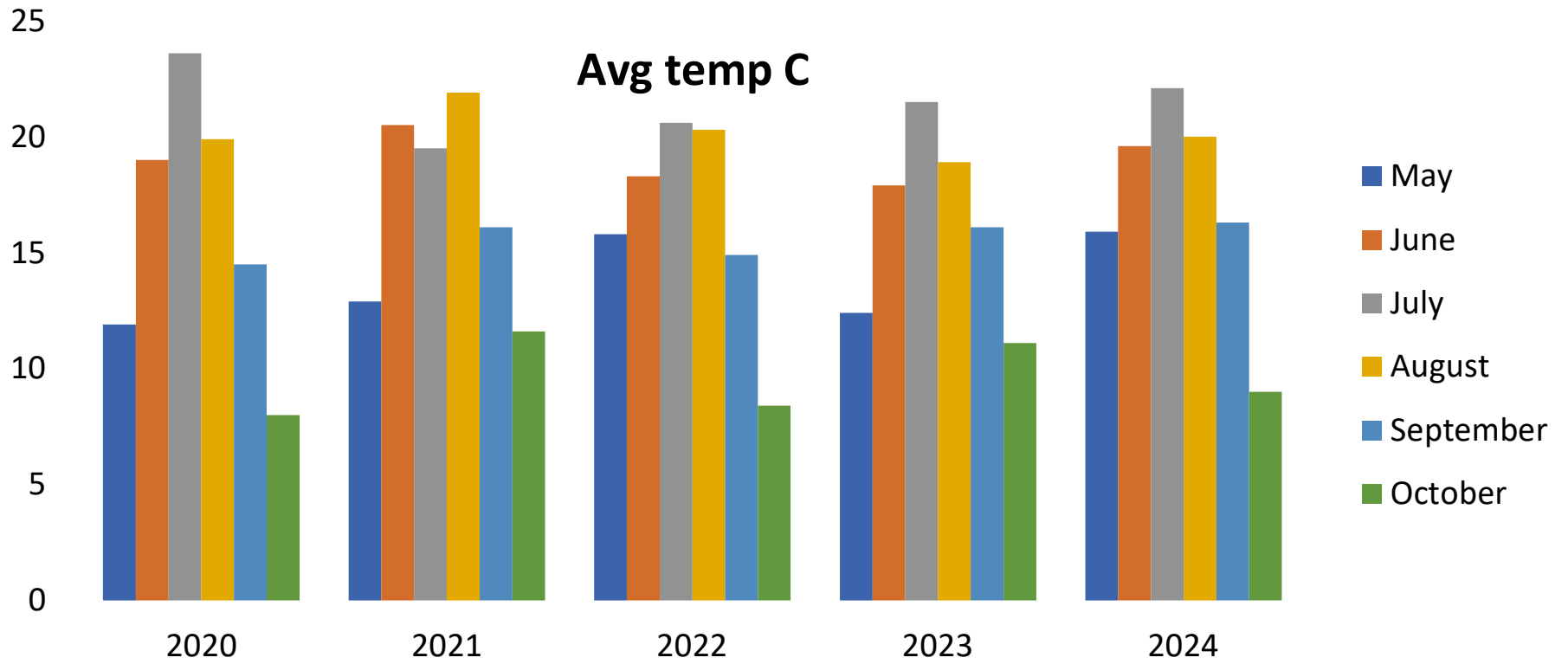
| Napanee Food Bank Garden 2024 Year to Year Harvest Summary | | | | | | | | | | | | | | ESTIMATE ONLY ** | | harvest | |
|--|--------|--------|--------|--------|--------|--------|--------|--------|--------|--------|--------|--------|--------|------------------|--------|---------|---------|
| | Plot#1 | Plot#1 | Plot#2 | Plot#2 | Plot#2 | Plot#2 | Plot#2 | Plot#2 | Plot#3 | Plot#3 | Plot#3 | Plot#3 | Plot#3 | Plot#3 | Plot#3 | Plot#3 | harvest |
| garden size m^2 | 1176 | 1176 | 1176 | 400 | 400 | 400 | 400 | 270 | 270 | 270 | 270 | 270 | 270 | 270 | 270 | 270 | |
| garden size metres | '42x28 | '42x28 | '42x28 | '20x20 | '20x20 | '20x20 | '20x20 | '15x18 | '15x18 | '15x18 | '15x18 | '15x18 | '15x18 | '15x18 | '15x18 | '15x18 | |
| Year to Year | 2011 | 2012 | 2013 | 2014 | 2015 | 2016 | 2017 | 2018 | 2019 | 2020 | 2021 | 2022 | 2023 | 2024 | units | | |
| beets | 8.75 | 13.25 | 9.25 | 11.25 | 6.50 | 5.5 | 10.58 | 2.5 | 3.5 | 6.33 | 6.10 | 7.00 | 7.00 | 5.1 | bushel | | |
| carrots | 3.50 | 1.50 | 3.75 | 2.50 | 2.00 | 2.5 | 9.58 | 3 | 2.5 | 4.98 | 3.10 | 6.85 | 6.85 | 5.25 | bushel | | |
| cucumbers | 1.75 | 0.50 | 3.5 | 1.00 | 2.75 | 0.25 | 4.5 | 1.75 | 3.25 | 1.83 | 1.65 | 3.50 | 3.50 | 1.5 | bushel | | |
| green beans | 13.00 | 12.25 | 10 | 9.75 | 10 | 6.83 | 10.455 | 3.83 | 5.25 | 3.58 | 9.31 | 7.55 | 7.55 | 3.6 | bushel | | |
| green onions | | 1.25 | 4 | 2.75 | 2.25 | 2.5 | 1 | 2.5 | 1.75 | 1.58 | 2.00 | 0.75 | 0.75 | 0 | bushel | | |
| green peppers | | | | | | | | | | | | | | 1 | bushel | | |
| greens | | | | | | | | | 2.5 | 10.89 | 2.50 | 10.10 | 10.10 | 0.55 | bushel | | |
| hot peppers | | 0.25 | | | 0.25 | | 0 | | 0 | 3.08 | 0.00 | 0.00 | 0.00 | 0 | bushel | | |
| kale | | | | | 3.00 | 14.5 | 0 | | 0 | 0.00 | 0.25 | 0.00 | 0.00 | 0 | bushel | | |
| Lettuce | 3.00 | 4.75 | 6 | 9 | 11.00 | 12.75 | 3.5 | 6.5 | 6 | 0.00 | 0.00 | 0.00 | 0.00 | 6.55 | bushel | | |
| onions | 3.50 | 5.00 | 5.25 | 5 | 5.25 | 3.45 | 6 | 1.25 | 4.5 | 2.58 | 10.50 | 5.50 | 5.50 | 1.25 | bushel | | |
| other varied | | | | | | 1.5 | 3 | 0.25 | 0.25 | 1.66 | 2.55 | 1.25 | 1.25 | 0.25 | bushel | | |
| parsnip | | | | | | | | | | | | 0.75 | 0.75 | | bushel | | |
| peas | 1.75 | 3.25 | 2 | 1.25 | 1.75 | | 0 | | 0.5 | 0.00 | 0.00 | 0.00 | 0.00 | 0.5 | bushel | | |
| peppers | 6.25 | 3.00 | 4.25 | 11 | 7.50 | 9.25 | 13.25 | 6.33 | 9.5 | 0.00 | 0.00 | 1.58 | 1.58 | 2.25 | bushel | | |
| potatos | 6.00 | 0.75 | 1.25 | 1.5 | | | 0 | | 0 | 0.00 | 1.00 | 0.00 | 0.00 | 0 | bushel | | |
| radishes | | | | | | | 0.25 | 1.75 | 1.5 | 0.25 | 1.25 | 1.00 | 1.00 | 2.25 | bushel | | |
| rutabaga/turnip | | | | | | | | | | | | | | 3.55 | bushel | | |
| spinach | | | | | | | 6.25 | | 0 | 0.33 | 0.00 | 0.00 | 0.00 | 0 | bushel | | |
| swiss chard | | | | | 28.00 | 18.5 | 0 | 0.5 | 6 | 2.99 | 4.75 | 0.50 | 0.50 | 0 | bushel | | |
| tomatos | 21.50 | 28.75 | 20.25 | 16 | 30.75 | 16.75 | 30 | 18.33 | 11.5 | 13.41 | 6.75 | 14.15 | 14.15 | 16.85 | bushel | | |
| turnips | | | | | | 3 | 5.25 | 3.5 | 3.5 | 2.16 | 3.25 | 3.15 | 3.15 | 0 | bushel | | |
| yellow beans | 0.50 | 0.50 | | | | | 0 | 1 | 0.75 | 1.41 | 0.50 | 0.50 | 0.50 | 0 | bushel | | |
| zucchini | | | | | 2.25 | 0.75 | 1.75 | 1.75 | 0.5 | 1.50 | 1.05 | 1.25 | 1.25 | 1.75 | bushel | | |
| Total Bushels | 70 | 75 | 70 | 71 | 113 | 98 | 105 | 55 | 63 | 59 | 56.5 | 65.4 | 65.4 | 52.2 | bushel | | |
| Napanee Food Bank Garden 2024 Year to Year Harvest Summary | | | | | | | | | | | | | | ESTIMATE | | harvest | |
| Year to Year | 2011 | 2012 | 2013 | 2014 | 2015 | 2016 | 2017 | 2018 | 2019 | 2020 | 2021 | 2022 | 2023** | 2024 | units | | |
| cabbages | 88 | 100 | 89 | 68 | 139 | 97 | 78 | 80 | 82 | 69 | 72 | 66 | 66 | 44 | indiv | | |
| garlic | | | | | | | | | | | | | | 85 | indiv | | |
| other varied | | | | | | | | | | | | | | 21 | indiv | | |
| rhubarb | | | | | | | | | | | | 148 | 148 | 238 | indiv | | |
| squash | 63 | 93 | 50 | 73 | 43 | 8 | 42 | 39 | 50 | 31 | 130 | 25 | 25 | 30 | indiv | | |

Total Bushels



Individual Counts - Year to Year





total rainfall mm (may-oct)

