

President's Message


It's hard to believe that another year has passed and 2006 is here. The year 2005 was another testing year for area gardeners with limited rainfall for most areas. Our Society had a real good year with our normal meeting schedule, good speakers and interesting topics. The Greenhouse project at NDSS was a great success thanks to Mr. Dunham and his students.

Trees have become an integral part of the thinking of our Society. Funding was provided for the trees and gardens at the new John M. Parrott Centre, in memory of our past members. We will be working with the L&A Stewardship Council to promote tree

planting throughout the area. Thanks to all Directors for their assistance and support through 2005. Special thanks to Delia, Susan and Gail for their support with membership, program and newsletter respectively.

We try to put on topics and programs that are of interest. We hope we are providing educational material that is of interest and value to you in your gardening endeavours. If we're not, let me know. We need your ideas for programs and projects. Come and join with us this year.

*All the best in 2006
Harold*



Now, that's a big bat ...

Matt Saunders was so enthusiastic about his topic that it was difficult for him to stand still enough to have his picture taken. He was the speaker at our October meeting. Even though he was unable to find a live animal to bring with him, he did show us lots of very interesting slides and held up two wooden replicas for us to see.

Lennox & Addington Horticultural Society Executive –

President: *Harold Bentley*
Past President: *Andy Logan*
Vice President: *Hildegard Dorosh*
Treasurer: *Carolyn Reynolds*
Secretary: *Gail Knowles*
Contact: *gknowles@righttype.com*

Our website is: <http://www.lennox-addington.on.ca/government/groups/hortsociety.html>

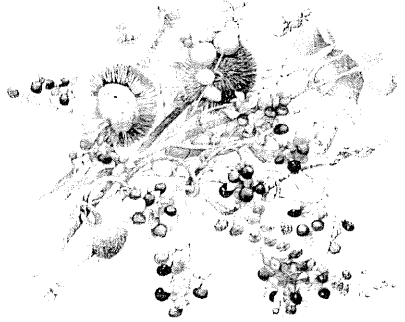
Member of



ONTARIO
HORTICULTURAL
ASSOCIATION

Bittersweet Muse

Newsletter of the Lennox & Addington Horticultural Society



Winter 2005-06

Upcoming Events of the Lennox & Addington Horticultural Society

January 18 – Harold Bentley, our president, will give us the dirt on dirt, in classroom D17 of the Napanee District Secondary School on the Belleville Road, at 7 pm.

February 15 – Paul Hicks will give a talk about his favourite topic, bees, at our regular meeting at the High School starting at 7 o'clock.

March 15 – the Native Plant Nursery at Lemoine Point will be discussed by Jane Murphy, past president of the

Kingston Hort Society. The location will be announced. *Grace Church*

April 19 – our own Barb Roch will discuss medicinal plants and herbs at our meeting in classroom D17 of the High School, starting at 7 pm.

May 17 – we will be visiting the Native Plant Nursery at Lemoine Point described by Jane Murphy in March. Please be at the high school parking lot by 6:30 if you'd like a ride.

June 21 – join us for our first pot luck supper, at Macpherson House on Elizabeth Street. You are welcome to take a tour of the garden before or after supper. Please be sure to bring your plate and cutlery, along with something yummy to eat.

July 19 – our second garden tour will be held at the new John M. Parrott Centre, 309 Bridge Street West in Napanee. Please be at the garden about 7 pm.

Recipes from our Pot Luck Suppers

Susan Howlett sent in this recipe for us to try. If you are in a hurry, use a cake mix (white or lemon), adding poppy seeds and the lemon sauce, she advises. If you want a really lemony cake, double the sauce recipe. Thanks, Susan. It sure was a big hit at our Christmas Supper.

Lemon Poppyseed Cake

Cake Ingredients

- ½ cup butter or margerine
- 1 cup white sugar
- 2 eggs
- grated rind from 1 lemon
- ½ cup milk
- 1½ cups cake or whole wheat flour
- 1 tsp baking powder
- pinch of salt
- ⅓ cup poppy seeds

1. Mix butter and sugar well, add eggs, beat until fluffy, add rind
2. Alternately add dry ingredients and milk, starting with and ending with flour
3. Beat until light, stir in poppy seeds
4. Pour into greased and floured cake tin (Susan usually uses 3 small loaf pans)
5. Bake at 350° for ½ hour (depending on size of pans)

Lemon Sauce

- ⅓ cup sugar
- 3 tsp lemon juice

1. Heat until sugar is dissolved
2. Prick cake surface and pour sauce over it slowly so that most of the sauce is absorbed by the cake rather than running over it



A Couple of New Books

Submitted by Harold Bentley

Santa brought me a couple of new books for Christmas so I couldn't have been that bad last year. I know that some of you felt that I would only get a lump of coal. Surprise.

Canadian Wildflowers by Catharine Parr Trail

First published in 1868 and reprinted in 2003 at the request of the Canadian Museum of Nature by Algrove Publishing Limited in Almonte, Ontario. This is one of the first books printed after Canadian Confederation. It is unique by having a Canadian author and being entirely of Canadian production at a time when this



type of work was done abroad. The story of the author and her difficulties and how this book came into being is very interesting. You will have to read the book to find out the story. Nice book with excellent drawings, very historical but also very useful. Large print so this helps the trifocals out. (ISBN1-894572-82-3)



One of the authors of *Annuals for Ontario* (Lone Star Publishing) is Karhy Renwald, host and producer of the Gardener's Journal on HGTV, and host of HGTV's *Calling All Gardeners*. She is a Master Gardener. Alison Beck is a graduate


of Niagara College Horticultural program and has co-authored nine gardening guides. There is a beautiful picture on every page and an alphabetical listing of annuals suitable for Ontario gardens. There are recommendations for planting and sowing of seeds and plants. Very nicely done. (ISBN1-55105-4)



Jean Bentley submitted these two photos taken in October of Larry, Susan, Harold,



Carolyn, Brian Smith (the Director), Florence and Ellena presenting a cheque to the Parrott Centre's 'Finishing Touches' campaign.



The John M. Parrott Centre garden ready for winter, photographed at their grand opening, Fall 2005.


? What is it? ? ? ? ? ? ? ?

This is a new feature, in which readers can ask their fellow Society members about the identity of a plant that's unfamiliar to them. Its difficult to have a new flower or shrub in your garden if you're not certain of

its name. A photo or a detailed description of the item would be very useful to help in identification. So here goes – Gail would like to know: what is it?



This shrub was first spotted in Cape Breton. It is 3 to 4 feet tall and is wider than it is tall. In mid-September it was in full flower. The leaves are a bright green and there's a small white flower arranged on a stalk that arches from the center of each branch.



? ?